



Department for Planning and Infrastructure  
Government of Western Australia

**Do I need to notify DPI that I wear glasses or contact lenses to drive when my driver's licence is already endorsed with a condition requiring me to wear suitable visual aids whilst driving?**

No, your licence is already endorsed to wear your visual aids, so you would not be required to notify DPI again unless there has been a substantial deterioration of your visual acuity.

**Should I report a medical condition even if I have not experienced any symptoms for some time?**

Yes. You are required to inform DPI whether you have a long term medical condition that may affect your driving even if the symptoms are under control. In many instances, upon a health professional's advice, you would most likely be able to continue driving, but it is important that the information has been reported.

**How long will my licence be subject to conditions?**

It depends on your medical condition and how long it needs to be monitored. This decision will be reviewed if DPI receives advice from your health professional as to the status of your condition.

Prior to the renewal of your driver's licence, you may be required to undergo a medical assessment of your fitness to drive.

**What sort of medical conditions should be reported?**

You must let DPI know as soon as you become aware of any of the following conditions or an adverse change occurs to an existing condition.

Some examples of medical conditions which can affect driving and should be reported include:

- diabetes
- epilepsy
- heart disease or stroke
- eye problems
- sleep disorders
- Parkinson's Disease and other neurological disorders
- dementia and Alzheimer's Disease
- depression and other mental health problems
- Attention Deficit Disorder and Attention Deficit Hyperactive Disorder
- lung disease
- injuries and physical disabilities
- alcohol or drug dependency
- fainting or giddiness
- high / low blood pressure


*Please note this list is not exhaustive. Other medical conditions, or combinations of conditions, may also be relevant. If you would like further clarification, contact DPI via the Medical Mandatory Reporting hotline, 1300 852 722 or speak to your health professional.*

**What will happen if I don't notify DPI?**

It is an offence not to notify DPI of your permanent or long-term driving impairment (medical condition). The penalty for committing this offence is \$500.00.

**Where can I get more information?**

For more information please visit [www.dpi.wa.gov.au/medicalreporting](http://www.dpi.wa.gov.au/medicalreporting) or call 1300 852 722.



# MANDATORY REPORTING OF MEDICAL CONDITIONS

A guide to the new laws that affect  
Western Australian drivers with a  
permanent or long-term  
medical condition which  
may impair their ability to drive.

For more information go to  
[www.dpi.wa.gov.au/medicalreporting](http://www.dpi.wa.gov.au/medicalreporting)  
or call 1300 852 722

## What constitutes a medical condition?

By the term "medical condition" we are referring to any medical condition, mental disorder or physical disability that may impair a person's ability to drive safely. (This is also known as a "Driving Impairment")


A range of medical conditions, as well as certain treatments, may impair a person's ability to undertake the complex task of driving a motor vehicle. These conditions may impair the driver's perception, judgement, response time and reasonable physical capability.


## How do I report a medical condition?


To report a medical condition you need to do so in writing. This can be done by either:

- **Filling out the Notification of a Medical Condition form.** (Available from the DPI website or from any Licensing Centre or Authorised Agent.); or
- **Writing a letter** which includes:
  - Full details of the medical condition you are reporting;
  - Your full name address;
  - Your date of birth;
  - Your daytime contact numbers; and
  - Your driver's licence number.


You can submit the written advice by:

 **An email** containing all of the above details can be sent to: [MedicalMandatoryReports@dpi.wa.gov.au](mailto:MedicalMandatoryReports@dpi.wa.gov.au)

 **Fax** us on 08 9216 8178. Please mark to the attention of: *Medical Mandatory Reporting Team.*

 **Post** your submission to:  
Mandatory Reporting Team  
Department for Planning and Infrastructure

GPO Box R1290  
Perth WA 6844

 You can **hand deliver** your completed Notification of a Medical Condition form to any Licensing Centre or Regional Licensing Agent or complete the form at the centre.

## What happens next?

Once we have received your written notification we will review the documentation and contact you to inform you on what action, if any, is required. (Please ensure that your written notification contains all relevant information, including your daytime contact details.)

The written notification you receive from us will inform you of what actions you may need to take, which could include any of the following:

- Your driver's licence may need to be updated with an endorsement showing any relevant licence conditions. (For example detailing that you need to wear suitable visual aids whilst driving.);
- You may need to undertake and pass a medical assessment of your fitness to drive; or undertake and pass a practical driving assessment; or
- No further action is required.

You will be notified in writing of the results of any assessments you may need to undertake.

If you fail to undergo any required assessments requested by us, your licence could be refused, suspended or cancelled until such time as you have completed the assessments.

## More questions that may help....

### *I did a medical assessment for my driver's licence previously, do I have to do another one?*

If you have already notified DPI in the past of your medical condition and completed a *Medical Assessment Form (M107A)* or a *Senior's Declaration Form (M108A)* for your medical practitioner to complete, you will not be required to notify DPI again unless there has been a substantial change in the medical condition.

If you are currently required to undertake regular medical assessments with your health professional as a condition of holding a driver's licence, these assessments will continue.

The new Mandatory Reporting requirements may not have any affect on any scheduled assessments you may already have or require in the future.

### *I need to wear glasses or contact lenses for driving, do I have to tell DPI?*

Yes, you are required to advise DPI of your need to wear suitable visual aids whilst driving, if you have not previously notified DPI. This driver condition will then be endorsed on your driver's licence.

### *I suffer from a long-term medical condition that is not on the above list, do I need to write in and notify DPI?*

You are required to notify DPI of any long term or permanent driving impairment you may suffer from. If you are unsure whether your condition should be reported you should discuss the matter with your health professional.

Ultimately it is your responsibility to notify DPI of your condition and DPI will determine whether any further action is required. If you would like further clarification, contact DPI via the Medical Mandatory Reporting hotline, 1300 852 722.

### *When I report my medical condition, how will my licence be affected?*

How your licence is affected by the notification of your medical condition depends on the condition itself and the action taken by DPI in determining your fitness to hold a driver's licence. You may be asked to undertake a medical assessment with your health professional, or undertake a practical driving assessment, or your licence may be amended requiring you to only drive under certain circumstances, or your licence may not be affected at all. DPI will notify you in writing of the status of your licence.

